

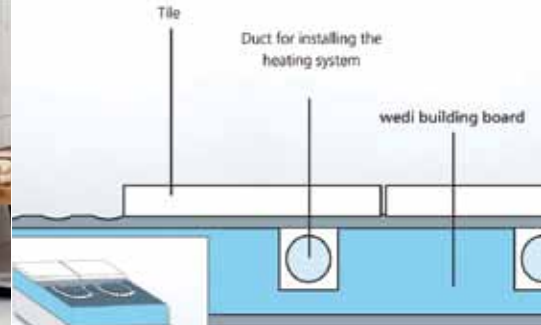
'WEDI – PROVEN & TRUSTED IN 34 COUNTRIES FOR 28 YEARS.'



**SUPERIOR
 BENEFITS**

- WATERPROOF
- ENERGY SAVING
- LIGHTWEIGHT
- COST EFFECTIVE
- QUALITY ASSURED
- ELIMINATES PROCESSES
- DESIGN FRIENDLY
- SOLID & DURABLE
- MOULD RESISTANT
- EASILY WORKED
- LABOUR & MATERIAL SAVINGS

**ENORMOUS ENERGY SAVING
 WITH “UNDERFLOOR-HEATING”**



**SIMPLE TOOLS REQUIRED
 FOR USING WEDI**



WHAT IS WEDI BOARD?

The Wedi building board is so much more than an item of building material. It combines a number of impressive properties in one product. The core of the Wedi board is an exclusive grade of HCFC free extruded polystyrene. Both sides of this foam are reinforced with glass fibre mesh fabric secured by an exclusive synthetic mortar facing. Wedi boards are easy to use, solid yet lightweight making this incredible product very popular with builders, Designers and Architects alike. The possibilities with Wedi are endless in building implementation.

WEDI IS FOR EVERYONE



FOR BATHROOM RENOVATORS

Wedi complete floor elements are a reliable cost effective solution for constructing waterproof floor level showers and wet areas. Equipped with sealed drains, waterproof coating and ready made slopes. Using Wedi solutions for bathrooms means saving precious time!



FOR BUILDERS

The versatility of Wedi board is not limited by wooden & metal framework. For walls, floors & partitions 20mm or more boards are used to create a clean substrate for tiling as well as secure installation and sturdy structure. Prefabricated elements also available to cover down piping if required.



**FOR THE ARCHITECTS &
 CUSTOMISED BUILDING**

The diverse shapes & sizes of Wedi board allows the builder to create functional designer projects with the freedom of expression! From lounges to high end art deco design, any custom and complex design is possible with Wedi

PUSHING THE BOUNDARIES OF BUILDING & DESIGN




DIMENSIONS AND RANGE




Building boards - Comprehensive range

Dimensions (length x width):
 1250 x 600mm in thicknesses 4, 6, and 10mm
 2500 x 600mm in thicknesses 10, 20, 30, 40, 50, 60, 80 and 100mm
 2500 x 625mm in thicknesses 12.5mm
 2600 x 600mm in thicknesses 10, 20, 30, 40 and 50mm




Building boards - XL and XXL

Dimensions (length x width):
 2500 x 900mm in thicknesses 12.5, 20, 30 and 50mm
 2500 x 1200mm in thicknesses 30 and 50mm
 2600 x 1200mm in thickness 12.5mm



Angle units - Prefabricated

Lengths 2500mm and 2600mm, Material thickness 20mm:
 Leg lengths: 150 x 150mm, 200 x 200mm, 300 x 300mm,
 200 x 400mm



U-shaped angle units - Prefabricated

Length 2600 mm, Material thickness 20mm:
 External dimensions: 200, 200, 200mm
 External dimensions: 150, 300, 150mm



Curved boards

Wedi BA construct is practical and easy to handle when creating curved design for "S" shaped wash stands. Also spa area, private bathrooms or toilet and shower installation are made easy with Wedi.



Bathbox

Wedi bath panels are made from Wedi Building board BA30 which have brought a small revolution in panelling for bathrooms. They are height adjustable by up to 10cm.

TECHNICAL PROPERTIES

Compressive strength (50 years) ≤ 2% deflection DIN EN 1606	0,08 N/mm ²
Compressive strength at 10% deflection DIN EN 826	0,25 N/mm ²
Elastic modulus DIN EN 826	10 N/mm ²
Thermal conductivity 10°C DIN EN 12667 / DIN EN 12939	0,035 W/mK
Thermal conductivity in accordance with approval Z-23. 15-1476 DIN EN 4108-4	0,037 W/mK
Tensile strength DIN EN 1607	0,45 N/mm ²
Shear strength DIN EN 12090	0,2 N/mm ²
Fire classification according to DIN EN 13501-1 (MPA Erwitte, report No. 230004525)	B, s1, d0

Shear modulus DIN EN 12090	7 N/mm ²
Bulk density DIN EN 1602	30 kg/m ³
Water vapour resistivity (μ) DIN EN 12086	100
Water absorption by long term immersion DIN EN 12087	≤ 1,5 Vol.-%
Capillarity	0
Co-efficient linear thermal expansion	0,07 mm/mK
Thermal limit	-50/+75°C
First classification DIN 4102	B1
Behaviour in fire according 3to DIN 4102 (MPA Erwitte, report No. 230004536)	B1

TO SEE THE BROCHURES AND EXPERIENCE THE PRODUCT – CALL 1300 392 774

Imported by: **europeimports**

Unit 3, 6 Gladstone Road, Castle Hill NSW 2154 Ph: (61) 2 9634 2433 Fax: (61) 2 9680 2166
 Email: sales@europeimports.com.au www.europeimports.com.au